



Discover Greatness!

www.nlbm.com

Negro Leagues Baseball Museum

eMuseum

Electronic Resources for Teachers

©2006 Negro Leagues Baseball Museum and Kansas State University

Negro Leagues Scrapbook

Key Features of Powerful Teaching and Learning:

(National Council for the Social Studies. A Vision of Powerful Teaching and Learning in the Social Studies: Building Social Understanding and Civic Efficacy.

<http://www.socialstudies.org/positions/powerful/>)

Meaningful: Emphasizes social, political, and cultural issues of Black America and the Negro Leagues in the 20th century.

Integrated: Students will use technology to explore Black America and the Negro Leagues in the 20th century.

Challenging: Students will use a variety of skills to demonstrate their understanding of major ideas, eras, themes, and turning points in the history of the United States during the first 75 years of the 20th century.

Active: Students will work in teams to create a scrapbook. Each member will play a role in the development of the final project.

Purpose/Rationale/Introduction:

Students will compile a scrapbook of photographs, quotations, and notes, representing the perspective of a Negro Leagues baseball player. The scrapbook will be from the point of view of a fictional character, and will include artifacts examining the Negro Leagues, travels, family, and life during segregation and the civil rights movement. The scrapbook should include photographs with captions, letters, news headlines, and any other materials students wish such as maps, souvenirs, and mementos.

Objectives:

1. Students will be able to identify key events in the United States and the Negro Leagues from 1900-1975.
2. Students will create a detailed timeline of the key events in the United States and the Negro Leagues from 1900 to 1975.
3. Students will create a historical-fiction scrapbook using key events in history.

Grade Level: 9-12

Subject: Social Studies

Standards:

NCSS Standards: I, II, III, IV, V, X

ISTE Standards: 2,3,4,5

Missouri Standards: 2, 5, 6, 7

Time allotment: 8, one hour periods

Materials/Primary Resources: Electronic scrapbook resources: Internet access, PowerPoint, and handouts
Rubric
Physical scrapbook resources: construction paper, scissors, glue, and markers

Procedures & Activities:

Day 1 & 2: Students will receive the Quest Page with the assignment and rubric. The instructor should explain the assignment and discuss the requirements of the rubric. Students will work in teams of 3-5 to complete assignment 1.

Day 3: Students will begin work on assignment 2. In assignment 2 students will begin to organize their research. They will also begin to sketch the layout of the scrapbook.

Day 4-6: Students will work on the construction of the scrapbook following the criteria in the rubric and assignments two and three.

Day 7 & 8: Students will present their finished scrapbook to the class.

Extension and Enrichment: Create of scrapbook of your own detailing your life experiences and key historical events.

Online Resources:

Negro Leagues Sites

<http://www.nlbm.com/>

http://mlb.mlb.com/NASApp/mlb/mlb/history/mlb_negro_leagues.jsp

<http://www.nlbpa.com/index.html>

<http://www.negroleaguebaseball.com/index.html>

<http://www.blackbaseball.com/>

History Sites

<http://memory.loc.gov/ammem/>

<http://www.thehistorymakers.com/>

<http://lcweb2.loc.gov/ammem/aap/timelin3.html>

Assessment: Students should be assessed using the rubric. Students should receive the rubric prior to the start of the project.

Alternate Assessment: Students will write an obituary for their great grandfather or grandmother detailing the events in his/her life.

The Scrapbook of a Negro Leagues Baseball Player

Introduction: Last summer you were visiting your grandparents. While watching a baseball game on T.V. your grandfather mentions that your great grandfather played professional baseball in the Negro Leagues. This piqued your interest and you began to ask your grandparents questions about your great-grandfather and the Negro Leagues. Your grandfather asks if you would like to look at a box of his photographs, letters, and journals. As you are looking through the large box, your grandfather states that he always wanted to organize his memorabilia into a scrapbook for others to see. He asks if you would be willing to complete this project.

The Task: You will create a scrapbook detailing the experiences of your great grandfather both as a baseball player and a Black male living during segregation. The scrapbook will be from the point of view of a fictional character, and will include artifacts examining the Negro Leagues, travels, family, and life during segregation and the civil rights movement. The scrapbook should include journal entries, photographs with captions, letters, news headlines, and any other materials students wish such as maps, souvenirs, and mementoes.

A scrapbook is a collection of artifacts and personal memorabilia, organized in an album. The album may be organized chronologically or by theme.

Your scrapbook will be historical fiction meaning the character will be fictional but the setting and events will be rooted in actual history.

Process: You will work as a team of 3-5 to complete the following assignments. Within your team you should assign individual roles to complete the project.

Project Manager (Team Leader) - The role is to keep the team on task, monitor progress, and assists the technology leader and researchers.

Technology Leader - Responsible for the building the electronic scrapbook.

Researcher(s) - Responsible for collecting and organizing information and maintaining historical accuracy. Researchers are also responsible for the creation of artifacts to support each event.

Assignment 1: Your great grandfather lived from 1901 to 1975. Complete a timeline of key events that he would have experienced or would have impacted his life, both on and off of the baseball diamond. As a team, determine which of these events would have had the most impact and include them in the timeline

- The timeline should include at least 15 key historical events.
- Each event should have a detailed description. (Who, What, Why, Where, When, How)

Assignment 2: As a team, decide how you will present and organize the material for the scrapbook. The information can be organized either chronologically or by themes.

Students have the option of creating an electronic journal with PowerPoint, Microsoft Publisher, etc. or creating a hard copy scrapbook. Use the graphic organizer and storyboard to map out the layout of your scrapbook. Your scrapbook should:

- Include at least 3 baseball related experiences.
- Include at least 7 events outside of baseball that would have made an impact on him during his lifetime.
- A journal entry and at least two other artifacts such as photographs with captions, letters, news headlines, and any other materials such as maps, souvenirs, mementoes, etc should support each of these events.

Assignment 3: Create an electronic scrapbook using the specifications listed above. Your scrapbook should also include:

- A title page with the names of each student
- Bibliography page

Assignment 4: Present your scrapbook to your grandparents (class).

Scrapbook Rubric

	Beginning 1	Developing 2	Accomplished 3	Exemplary 4	Score
Preparedness	Unable to accomplish any assignments by the required due date	Unable to accomplish most assignments by the required due date	Able to complete most of the assignments by the required due date	Able to complete all assignments by the required due date	
Cooperation	Team members did not work together to complete assignments	Team members rarely worked together to complete assignments	Team members usually worked together to complete assignments	Team members worked together to complete assignments	
Historically Accurate *The scrapbook is historical fiction. Some events will be fictional but should reflect the time period.	Scrapbook is not historically accurate	Scrapbook contains some historical inaccuracies	Scrapbook is virtually historically accurate	Scrapbook accurately represents important ideas and events	
Use of Artifacts	Artifacts are not related to topic and do not meet assignment criteria	Artifacts adequately related to topic but do not meet assignment criteria	Artifacts are relevant and meet most of assignment criteria	A variety of artifacts are used to portray event and meet assignment criteria	
Scrapbook Design/Creativity	No organization of page layout. Background and graphics are not appealing.	Page Layout somewhat organized. Some of the background and graphics are appealing and enhance the scrapbook.	Most of the page layout is organized. Most of the background and graphics are visually appealing and enhance the scrapbook.	The scrapbook is well organized and background and graphics are visually appealing and enhance the scrapbook.	
Spelling and Grammar	More than six spelling and grammar errors found on final scrapbook	Four or more spelling and grammar errors found on final scrapbook.	Two or more spelling and grammar errors found on final scrapbook	One or less spelling and grammar errors found on final scrapbook	
Citations	No Citation Page	Some citations. Cited incorrectly	Most of the scrapbook is cited. Some citations incorrect	All of the scrapbook is cited correctly	


1.

2.

3.

4.

5.



6.

7.

8.

9.

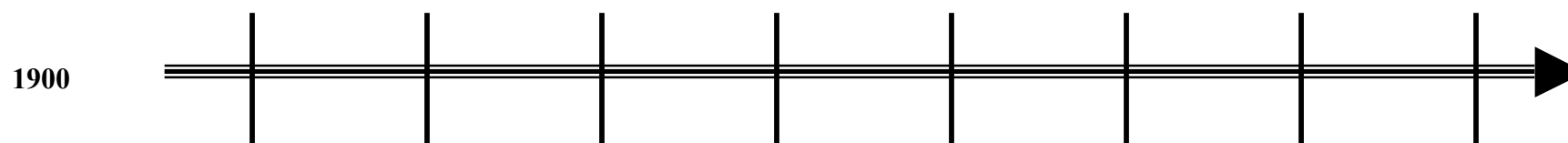
10.

Event	Journal Topic	Artifacts	Resources
1.		1. 2.	1. 2. 3.
2.		1. 2.	1. 2. 3.
3.		1. 2.	1. 2. 3.
4.		1. 2.	1. 2. 3.
5.		1. 2.	1. 2. 3.
6.		1. 2.	1. 2. 3.
7.		1. 2.	1. 2. 3.
8.		1. 2.	1. 2. 3.
9.		1. 2.	1. 2. 3.
10.		1. 2.	1. 2. 3.

Timeline of your Great Grandfathers Life

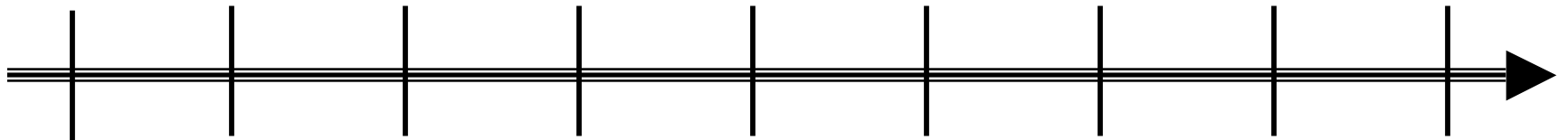
Include at least 15 events in your timeline. Each event should be detailed be sure to include who, what, why, where, and when.

Events



Events

Events



Events

Use the storyboard to sketch out your scrapbook.

Slide 1	Slide 2	Slide 3
Slide 4	Slide 5	Slide 6

Slide 7

Slide 8

Slide 9

Slide 10

Slide 11

Slide 12

Slide 13

Slide 14

Slide 15

Slide 16

Slide 17

Slide 18

Slide

Slide

Slide

Slide

Slide

Slide